

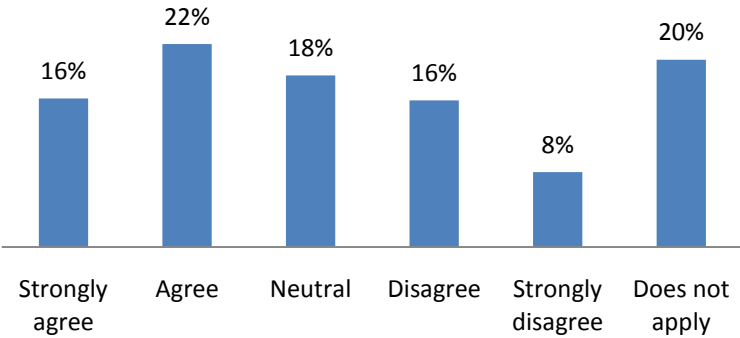
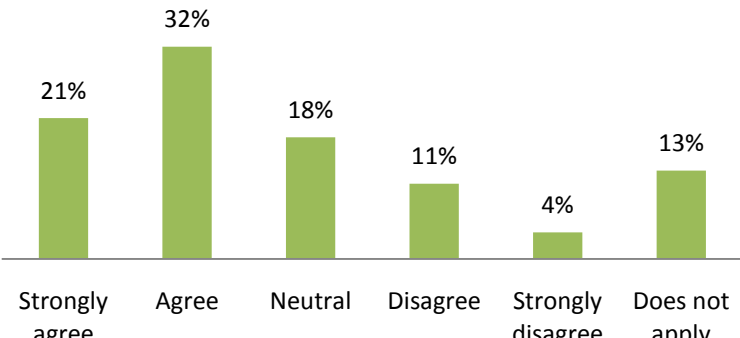
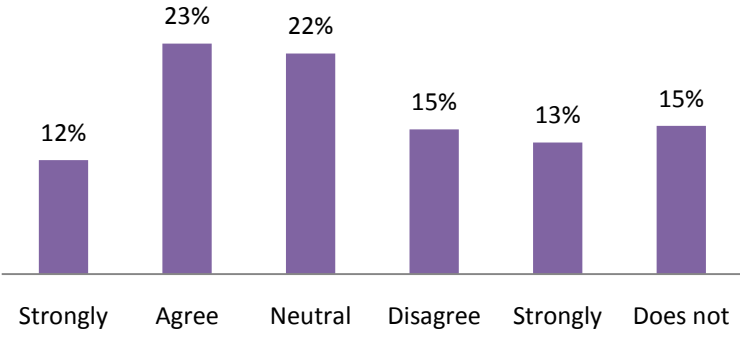
Combined results						Parents	Students	Teachers/PA	Average	
<p>5. ASU is doing a good job of teaching Fine arts.</p>						Strongly agree	42%	50%	41%	44%
						Agree	36%	31%	48%	38%
						Neutral	12%	13%	5%	10%
						Disagree	7%	1%	0%	3%
						Strongly disagree	1%	0%	0%	0%
						Does not apply	2%	6%	7%	5%
<p>6. ASU is doing a good job of teaching Health.</p>						Strongly agree	22%	25%	11%	19%
						Agree	34%	29%	36%	33%
						Neutral	19%	18%	31%	23%
						Disagree	3%	9%	12%	8%
						Strongly disagree	2%	7%	0%	3%
						Does not apply	21%	12%	10%	14%
<p>7. ASU is doing a good job of teaching Physical education.</p>						Strongly agree	38%	41%	29%	36%
						Agree	42%	30%	40%	37%
						Neutral	12%	16%	19%	16%
						Disagree	5%	5%	7%	6%
						Strongly disagree	1%	4%	0%	2%
						Does not apply	2%	3%	5%	3%
<p>8. ASU is doing a good job of teaching foreign languages.</p>						Strongly agree	39%	23%	19%	27%
						Agree	24%	36%	38%	33%
						Neutral	11%	19%	24%	18%
						Disagree	3%	5%	5%	4%
						Strongly disagree	1%	3%	0%	1%
						Does not apply	23%	13%	14%	17%

Combined results		Parents	Students	Teachers/PA	Average
<p>9. ASU is doing a good job of teaching computer skills.</p>					
Strongly agree	19%	28%	13%	17%	19%
Agree	36%	39%	26%	43%	36%
Neutral	20%	18%	26%	17%	20%
Disagree	12%	5%	21%	10%	12%
Strongly disagree	7%	2%	12%	7%	7%
Does not apply	6%	8%	2%	7%	6%
<p>10. ASU is offering students a high quality of education.</p>					
Strongly agree	21%	24%	25%	14%	21%
Agree	42%	40%	38%	48%	42%
Neutral	28%	26%	28%	31%	28%
Disagree	4%	5%	3%	5%	4%
Strongly disagree	1%	3%	1%	0%	1%
Does not apply	3%	2%	5%	2%	3%
<p>13. ASU offers learning opportunities that support the full range of student abilities..</p>					
Strongly agree	30%	29%	31%	31%	30%
Agree	41%	37%	39%	48%	41%
Neutral	21%	23%	26%	14%	21%
Disagree	4%	3%	3%	7%	4%
Strongly disagree	1%	4%	0%	0%	1%
Does not apply	2%	5%	2%	0%	2%
<p>14. Students have appropriate amounts of homework to promote achievement in their courses.</p>					
Strongly agree	31%	29%	31%	31%	31%
Agree	38%	37%	39%	48%	38%
Neutral	18%	23%	26%	14%	18%
Disagree	7%	3%	3%	7%	7%
Strongly disagree	2%	4%	0%	0%	2%
Does not apply	4%	5%	2%	0%	4%

Combined results						Parents	Students	Teachers /PA	Average	
<p>15. The grading and evaluation of my child's schoolwork is fair.</p>						Strongly agree	43%	37%	36%	39%
						Agree	42%	33%	45%	40%
						Neutral	6%	22%	17%	15%
						Disagree	3%	5%	2%	3%
						Strongly disagree	2%	1%	0%	1%
						Does not apply	4%	2%	0%	2%
<p>16. Students are provided with a variety of ways to show my learning (i.e., Projects presentations, written tests, self-assessment portfolios)</p>						Strongly agree	32%	35%	43%	37%
						Agree	34%	48%	50%	44%
						Neutral	18%	13%	5%	12%
						Disagree	3%	2%	0%	2%
						Strongly disagree	2%	0%	0%	1%
						Does not apply	12%	2%	2%	5%
<p>17. Reports on my child's progress are clear and easy to understand.)</p>						Strongly agree	39%	44%	41%	41%
						Agree	39%	32%	40%	37%
						Neutral	10%	16%	5%	10%
						Disagree	7%	6%	7%	7%
						Strongly disagree	1%	1%	5%	2%
						Does not apply	4%	1%	2%	2%
<p>18. The curriculum adequately prepares students planning to continue their education to more advanced levels.</p>						Strongly agree	25%	33%	24%	27%
						Agree	35%	31%	43%	36%
						Neutral	18%	27%	19%	21%
						Disagree	8%	4%	5%	6%
						Strongly disagree	2%	0%	2%	1%
						Does not apply	12%	5%	7%	8%

Combined results						Parents	Students	Teachers /PA	Average
<p>19. ASU recognizes the achievements of students for all types of accomplishments.</p>						<p>Strongly agree 29%</p> <p>Agree 42%</p> <p>Neutral 16%</p> <p>Disagree 4%</p> <p>Strongly disagree 1%</p> <p>Does not apply 8%</p>	<p>Strongly agree 27%</p> <p>Agree 33%</p> <p>Neutral 32%</p> <p>Disagree 4%</p> <p>Strongly disagree 0%</p> <p>Does not apply 3%</p>	<p>Strongly agree 19%</p> <p>Agree 55%</p> <p>Neutral 19%</p> <p>Disagree 5%</p> <p>Strongly disagree 0%</p> <p>Does not apply 2%</p>	<p>Strongly agree 25%</p> <p>Agree 43%</p> <p>Neutral 22%</p> <p>Disagree 4%</p> <p>Strongly disagree 0%</p> <p>Does not apply 4%</p>
<p>20. Teachers give students extra help in class when needed.</p>						<p>Strongly agree 30%</p> <p>Agree 37%</p> <p>Neutral 16%</p> <p>Disagree 5%</p> <p>Strongly disagree 5%</p> <p>Does not apply 7%</p>	<p>Strongly agree 51%</p> <p>Agree 31%</p> <p>Neutral 10%</p> <p>Disagree 5%</p> <p>Strongly disagree 1%</p> <p>Does not apply 3%</p>	<p>Strongly agree 29%</p> <p>Agree 52%</p> <p>Neutral 14%</p> <p>Disagree 2%</p> <p>Strongly disagree 0%</p> <p>Does not apply 2%</p>	<p>Strongly agree 37%</p> <p>Agree 40%</p> <p>Neutral 13%</p> <p>Disagree 4%</p> <p>Strongly disagree 2%</p> <p>Does not apply 4%</p>
<p>21. Teachers are willing to give students extra help outside of class time.</p>						<p>Strongly agree 29%</p> <p>Agree 28%</p> <p>Neutral 18%</p> <p>Disagree 7%</p> <p>Strongly disagree 9%</p> <p>Does not apply 9%</p>	<p>Strongly agree 33%</p> <p>Agree 33%</p> <p>Neutral 14%</p> <p>Disagree 14%</p> <p>Strongly disagree 3%</p> <p>Does not apply 3%</p>	<p>Strongly agree 12%</p> <p>Agree 45%</p> <p>Neutral 14%</p> <p>Disagree 10%</p> <p>Strongly disagree 5%</p> <p>Does not apply 14%</p>	<p>Strongly agree 24%</p> <p>Agree 35%</p> <p>Neutral 15%</p> <p>Disagree 10%</p> <p>Strongly disagree 6%</p> <p>Does not apply 9%</p>
<p>22. Teachers are willing to give students extra help outside of class time.</p>						<p>Strongly agree 32%</p> <p>Agree 45%</p> <p>Neutral 15%</p> <p>Disagree 4%</p> <p>Strongly disagree 0%</p> <p>Does not apply 4%</p>	<p>Strongly agree 28%</p> <p>Agree 32%</p> <p>Neutral 27%</p> <p>Disagree 4%</p> <p>Strongly disagree 0%</p> <p>Does not apply 9%</p>	<p>Strongly agree 14%</p> <p>Agree 62%</p> <p>Neutral 14%</p> <p>Disagree 5%</p> <p>Strongly disagree 0%</p> <p>Does not apply 5%</p>	<p>Strongly agree 25%</p> <p>Agree 46%</p> <p>Neutral 19%</p> <p>Disagree 4%</p> <p>Strongly disagree 0%</p> <p>Does not apply 6%</p>

Combined results						Parents	Students	Teachers /PA	Average
<p>23. The after school activities and electives are sufficient to meet the needs of students.</p>						<p>Strongly agree 41%</p> <p>Agree 29%</p> <p>Neutral 18%</p> <p>Disagree 5%</p> <p>Strongly disagree 5%</p> <p>Does not apply 2%</p>	<p>33%</p> <p>32%</p> <p>16%</p> <p>9%</p> <p>5%</p> <p>4%</p>	<p>29%</p> <p>40%</p> <p>21%</p> <p>7%</p> <p>0%</p> <p>2%</p>	<p>34%</p> <p>34%</p> <p>18%</p> <p>7%</p> <p>3%</p> <p>3%</p>
<p>24. Students' participation in school activities is an important aspect of their education in our school.</p>						<p>Strongly agree 52%</p> <p>Agree 36%</p> <p>Neutral 5%</p> <p>Disagree 4%</p> <p>Strongly disagree 2%</p> <p>Does not apply 2%</p>	<p>37%</p> <p>37%</p> <p>18%</p> <p>3%</p> <p>1%</p> <p>4%</p>	<p>45%</p> <p>38%</p> <p>5%</p> <p>10%</p> <p>0%</p> <p>2%</p>	<p>45%</p> <p>37%</p> <p>9%</p> <p>6%</p> <p>1%</p> <p>3%</p>
<p>25. ASU's programs place adequate emphasis on the athletic program.</p>						<p>Strongly agree 32%</p> <p>Agree 34%</p> <p>Neutral 20%</p> <p>Disagree 9%</p> <p>Strongly disagree 1%</p> <p>Does not apply 4%</p>	<p>22%</p> <p>35%</p> <p>23%</p> <p>11%</p> <p>5%</p> <p>4%</p>	<p>14%</p> <p>43%</p> <p>21%</p> <p>14%</p> <p>0%</p> <p>7%</p>	<p>23%</p> <p>37%</p> <p>21%</p> <p>11%</p> <p>2%</p> <p>5%</p>

Combined results						Parents	Students	Teachers /PA	Average	
<p>26. ASU's programs adequately meet the needs of students with special needs (learning disabled, gifted, physically handicapped, etc.)</p> 						Strongly agree	15%	26%	7%	16%
						Agree	26%	25%	14%	22%
						Neutral	16%	18%	21%	18%
						Disagree	9%	7%	31%	16%
						Strongly disagree	5%	5%	14%	8%
						Does not apply	29%	19%	12%	20%
<p>27. ASU's programs adequately meet the needs of ESL students.</p> 						Strongly agree	24%	23%	17%	21%
						Agree	31%	22%	43%	32%
						Neutral	18%	18%	19%	18%
						Disagree	7%	8%	19%	11%
						Strongly disagree	7%	3%	2%	4%
						Does not apply	14%	26%	0%	13%
<p>28. ASU's health services are adequate.</p> 						Strongly agree	11%	14%	10%	12%
						Agree	38%	22%	10%	23%
						Neutral	24%	19%	24%	22%
						Disagree	5%	18%	21%	15%
						Strongly disagree	10%	18%	12%	13%
						Does not apply	12%	9%	24%	15%

Combined results						Parents	Students	Teachers /PA	Average	
29. ASU's counseling and guidance services are adequate for my needs.										
						Strongly agree Agree Neutral Disagree Strongly disagree Does not apply	24% 36% 21% 10% 5% 5%	17% 27% 25% 5% 5% 20%	5% 38% 29% 12% 0% 17%	15% 34% 25% 9% 3% 14%
30. It is easy to get an appointment with a teachers.										
						Strongly agree Agree Neutral Disagree Strongly disagree Does not apply	60% 32% 5% 2% 0% 2%	59% 29% 6% 1% 1% 4%	26% 55% 14% 0% 0% 5%	48% 39% 8% 1% 0% 4%
38. School rules and regulations affecting students are reasonable.										
						Strongly agree Agree Neutral Disagree Strongly disagree Does not apply	40% 42% 8% 5% 2% 4%	29% 29% 27% 4% 5% 6%	29% 50% 17% 2% 0% 2%	32% 40% 17% 4% 2% 4%

Combined results						Parents	Students	Teachers /PA	Average
<p>49. ASU has sufficient up-to-date computers and other technologies to help students learn.</p>						<p>Strongly agree 45%</p> <p>Agree 33%</p> <p>Neutral 12%</p> <p>Disagree 2%</p> <p>Strongly disagree 1%</p> <p>Does not apply 8%</p>	<p>25%</p> <p>35%</p> <p>27%</p> <p>8%</p> <p>2%</p> <p>3%</p>	<p>31%</p> <p>36%</p> <p>14%</p> <p>12%</p> <p>7%</p> <p>0%</p>	<p>34%</p> <p>35%</p> <p>18%</p> <p>7%</p> <p>3%</p> <p>4%</p>
<p>50. The Library resources are adequate and sufficient for the instructional needs.</p>						<p>Strongly agree 48%</p> <p>Agree 33%</p> <p>Neutral 13%</p> <p>Disagree 3%</p> <p>Strongly disagree 1%</p> <p>Does not apply 2%</p>	<p>30%</p> <p>27%</p> <p>25%</p> <p>10%</p> <p>2%</p> <p>5%</p>	<p>26%</p> <p>36%</p> <p>10%</p> <p>14%</p> <p>12%</p> <p>2%</p>	<p>35%</p> <p>32%</p> <p>16%</p> <p>9%</p> <p>5%</p> <p>3%</p>
<p>51. ASU has an effective security and safety system.</p>						<p>Strongly agree 46%</p> <p>Agree 31%</p> <p>Neutral 14%</p> <p>Disagree 4%</p> <p>Strongly disagree 1%</p> <p>Does not apply 5%</p>	<p>46%</p> <p>29%</p> <p>14%</p> <p>6%</p> <p>0%</p> <p>4%</p>	<p>19%</p> <p>50%</p> <p>14%</p> <p>7%</p> <p>5%</p> <p>5%</p>	<p>37%</p> <p>37%</p> <p>14%</p> <p>6%</p> <p>2%</p> <p>5%</p>
<p>52. Parents actively support students and programs at ASU.</p>						<p>Strongly agree 41%</p> <p>Agree 35%</p> <p>Neutral 14%</p> <p>Disagree 4%</p> <p>Strongly disagree 1%</p> <p>Does not apply 5%</p>	<p>25%</p> <p>32%</p> <p>22%</p> <p>8%</p> <p>4%</p> <p>9%</p>	<p>12%</p> <p>31%</p> <p>29%</p> <p>21%</p> <p>7%</p> <p>0%</p>	<p>26%</p> <p>33%</p> <p>22%</p> <p>11%</p> <p>4%</p> <p>5%</p>

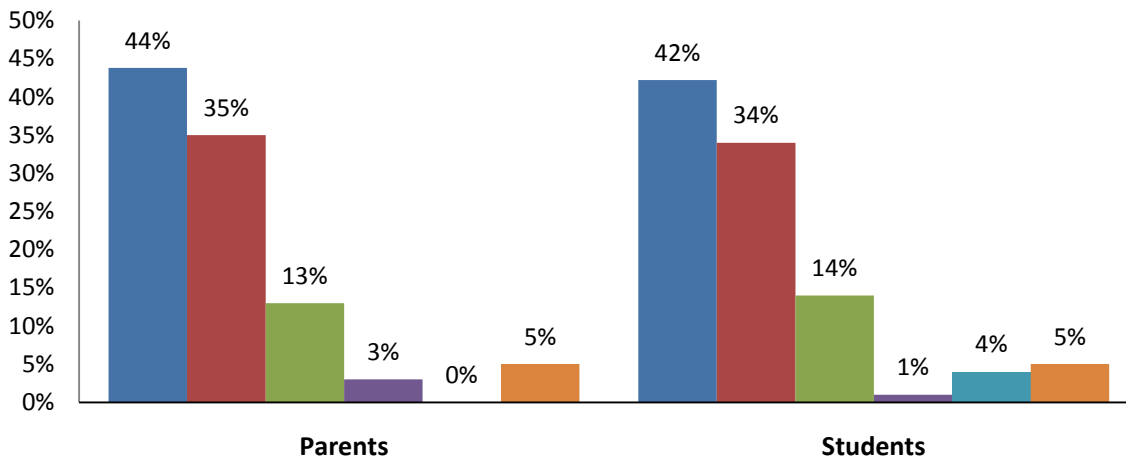
Combined results						Parents	Students	Teachers/PA	Average	
54. ASU provides a safe and orderly environment for learning.										
50%	43%	41%				Strongly agree	48%	44%	36%	43%
30%						Agree	40%	29%	54%	41%
20%		11%				Neutral	8%	16%	10%	11%
10%			2%	1%		Disagree	2%	3%	0%	2%
0%					2%	Strongly disagree	0%	3%	0%	1%
	Strongly agree	Agree	Neutral	Disagree	Strongly disagree	Does not apply	Does not apply	Does not apply	Does not apply	Does not apply
							2%	5%	0%	2%
55. All cultures are respected at ASU.										
50%	43%	41%				Strongly agree	48%	44%	36%	43%
30%						Agree	40%	29%	54%	41%
20%		11%				Neutral	8%	16%	10%	11%
10%			2%	1%		Disagree	2%	3%	0%	2%
0%					2%	Strongly disagree	0%	3%	0%	1%
	Strongly agree	Agree	Neutral	Disagree	Strongly disagree	Does not apply	Does not apply	Does not apply	Does not apply	Does not apply
							2%	5%	0%	2%
56. The morale of students is good.										
50%						Strongly agree	34%	29%	45%	36%
40%	36%	41%				Agree	41%	36%	45%	41%
30%						Neutral	13%	16%	2%	10%
20%		10%				Disagree	5%	10%	5%	7%
10%			7%	1%		Strongly disagree	2%	2%	0%	1%
0%					5%	Does not apply	5%	7%	2%	5%
	Strongly agree	Agree	Neutral	Disagree	Strongly disagree	Does not apply	Does not apply	Does not apply	Does not apply	Does not apply
57. ASU maintains appropriate student discipline.										
40%	36%	36%				Strongly agree	45%	26%	36%	36%
30%						Agree	33%	34%	40%	36%
20%		19%				Neutral	12%	25%	19%	19%
10%			4%	2%		Disagree	4%	7%	2%	4%
0%					4%	Strongly disagree	1%	2%	2%	2%
	Strongly agree	Agree	Neutral	Disagree	Strongly disagree	Does not apply	Does not apply	Does not apply	Does not apply	Does not apply
							5%	6%	0%	4%

Combined results						Parents	Students	Teachers /PA	Average																																			
<p>58. Students are respectful of school property.</p> <table border="1"> <caption>Data for Item 58: Students are respectful of school property.</caption> <thead> <tr> <th>Response</th> <th>Parents</th> <th>Students</th> <th>Teachers /PA</th> <th>Average</th> </tr> </thead> <tbody> <tr> <td>Strongly agree</td> <td>39%</td> <td>29%</td> <td>26%</td> <td>31%</td> </tr> <tr> <td>Agree</td> <td>38%</td> <td>31%</td> <td>33%</td> <td>34%</td> </tr> <tr> <td>Neutral</td> <td>15%</td> <td>16%</td> <td>29%</td> <td>20%</td> </tr> <tr> <td>Disagree</td> <td>1%</td> <td>10%</td> <td>10%</td> <td>7%</td> </tr> <tr> <td>Strongly disagree</td> <td>0%</td> <td>5%</td> <td>2%</td> <td>2%</td> </tr> <tr> <td>Does not apply</td> <td>8%</td> <td>8%</td> <td>0%</td> <td>5%</td> </tr> </tbody> </table>						Response	Parents	Students	Teachers /PA	Average	Strongly agree	39%	29%	26%	31%	Agree	38%	31%	33%	34%	Neutral	15%	16%	29%	20%	Disagree	1%	10%	10%	7%	Strongly disagree	0%	5%	2%	2%	Does not apply	8%	8%	0%	5%				
Response	Parents	Students	Teachers /PA	Average																																								
Strongly agree	39%	29%	26%	31%																																								
Agree	38%	31%	33%	34%																																								
Neutral	15%	16%	29%	20%																																								
Disagree	1%	10%	10%	7%																																								
Strongly disagree	0%	5%	2%	2%																																								
Does not apply	8%	8%	0%	5%																																								
<p>59. Students and staff at ASU treat each other with respect.</p> <table border="1"> <caption>Data for Item 59: Students and staff at ASU treat each other with respect.</caption> <thead> <tr> <th>Response</th> <th>Parents</th> <th>Students</th> <th>Teachers /PA</th> <th>Average</th> </tr> </thead> <tbody> <tr> <td>Strongly agree</td> <td>45%</td> <td>27%</td> <td>31%</td> <td>35%</td> </tr> <tr> <td>Agree</td> <td>38%</td> <td>25%</td> <td>43%</td> <td>35%</td> </tr> <tr> <td>Neutral</td> <td>8%</td> <td>21%</td> <td>17%</td> <td>15%</td> </tr> <tr> <td>Disagree</td> <td>2%</td> <td>8%</td> <td>2%</td> <td>4%</td> </tr> <tr> <td>Strongly disagree</td> <td>1%</td> <td>9%</td> <td>5%</td> <td>5%</td> </tr> <tr> <td>Does not apply</td> <td>7%</td> <td>10%</td> <td>2%</td> <td>6%</td> </tr> </tbody> </table>						Response	Parents	Students	Teachers /PA	Average	Strongly agree	45%	27%	31%	35%	Agree	38%	25%	43%	35%	Neutral	8%	21%	17%	15%	Disagree	2%	8%	2%	4%	Strongly disagree	1%	9%	5%	5%	Does not apply	7%	10%	2%	6%				
Response	Parents	Students	Teachers /PA	Average																																								
Strongly agree	45%	27%	31%	35%																																								
Agree	38%	25%	43%	35%																																								
Neutral	8%	21%	17%	15%																																								
Disagree	2%	8%	2%	4%																																								
Strongly disagree	1%	9%	5%	5%																																								
Does not apply	7%	10%	2%	6%																																								
<p>60. Class sizes at our school are appropriate for effective learning.</p> <table border="1"> <caption>Data for Item 60: Class sizes at our school are appropriate for effective learning.</caption> <thead> <tr> <th>Response</th> <th>Parents</th> <th>Students</th> <th>Teachers /PA</th> <th>Average</th> </tr> </thead> <tbody> <tr> <td>Strongly agree</td> <td>48%</td> <td>41%</td> <td>43%</td> <td>44%</td> </tr> <tr> <td>Agree</td> <td>36%</td> <td>28%</td> <td>38%</td> <td>34%</td> </tr> <tr> <td>Neutral</td> <td>9%</td> <td>16%</td> <td>17%</td> <td>14%</td> </tr> <tr> <td>Disagree</td> <td>2%</td> <td>5%</td> <td>2%</td> <td>3%</td> </tr> <tr> <td>Strongly disagree</td> <td>2%</td> <td>5%</td> <td>0%</td> <td>2%</td> </tr> <tr> <td>Does not apply</td> <td>3%</td> <td>5%</td> <td>0%</td> <td>3%</td> </tr> </tbody> </table>						Response	Parents	Students	Teachers /PA	Average	Strongly agree	48%	41%	43%	44%	Agree	36%	28%	38%	34%	Neutral	9%	16%	17%	14%	Disagree	2%	5%	2%	3%	Strongly disagree	2%	5%	0%	2%	Does not apply	3%	5%	0%	3%				
Response	Parents	Students	Teachers /PA	Average																																								
Strongly agree	48%	41%	43%	44%																																								
Agree	36%	28%	38%	34%																																								
Neutral	9%	16%	17%	14%																																								
Disagree	2%	5%	2%	3%																																								
Strongly disagree	2%	5%	0%	2%																																								
Does not apply	3%	5%	0%	3%																																								

Parent/Student Survey Questions

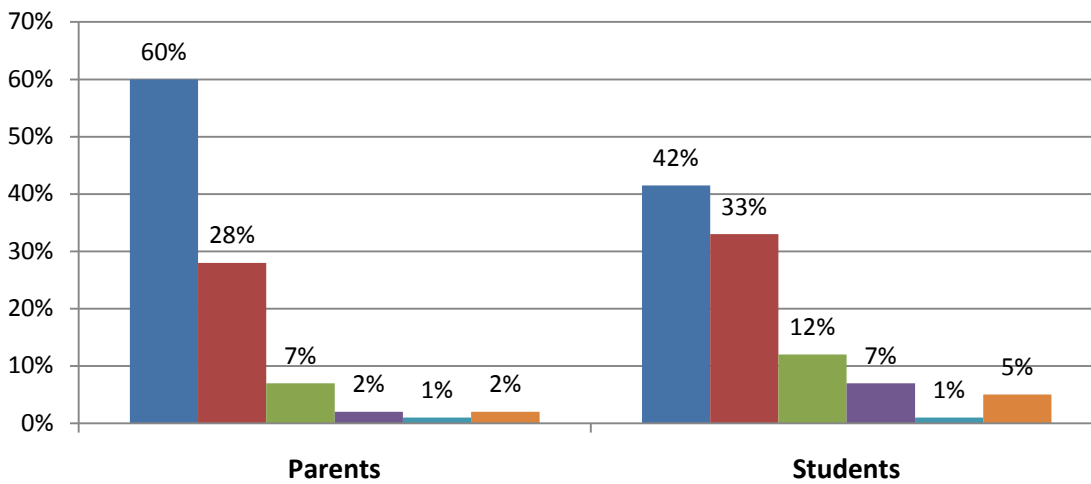
	Strongly agree	Agree	Neutral	Dis - agree	Strongly disagree	Does not apply
Parents	44%	35%	13%	3%	0%	5%
Students	42%	34%	14%	1%	4%	5%

29. ASU textbooks and supplies are current and in good condition.



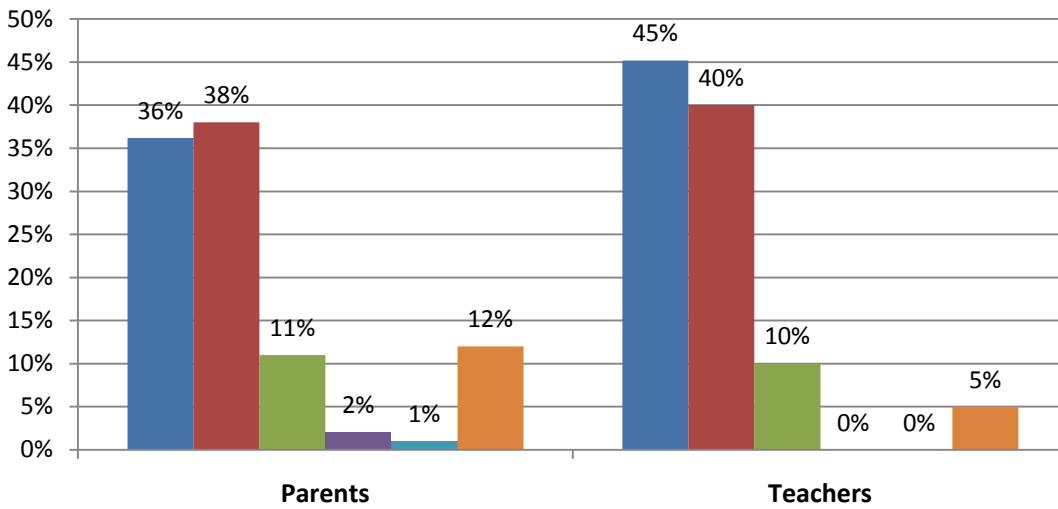
	Strongly agree	Agree	Neutral	Dis - agree	Strongly disagree	Does not apply
Parents	60%	28%	7%	2%	1%	2%
Students	42%	33%	12%	7%	1%	5%

29. Athletic fields are sufficient to meet our needs.



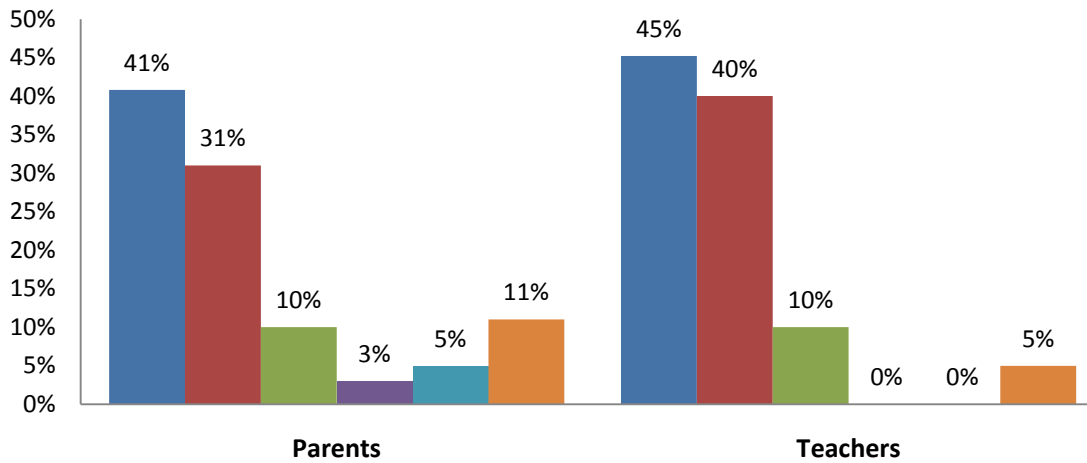
	Strongly agree	Agree	Neutral	Dis - agree	Strongly disagree	Does not apply
Parents	36%	38%	11%	2%	1%	12%
Teachers	45%	40%	10%	0%	0%	5%

29. It is easy to get an appointment with the administrators.



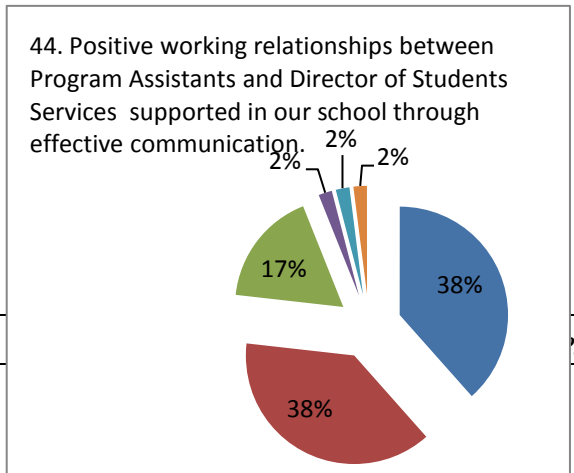
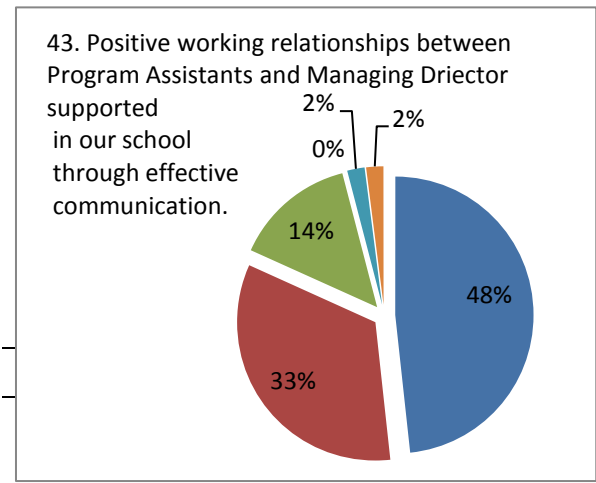
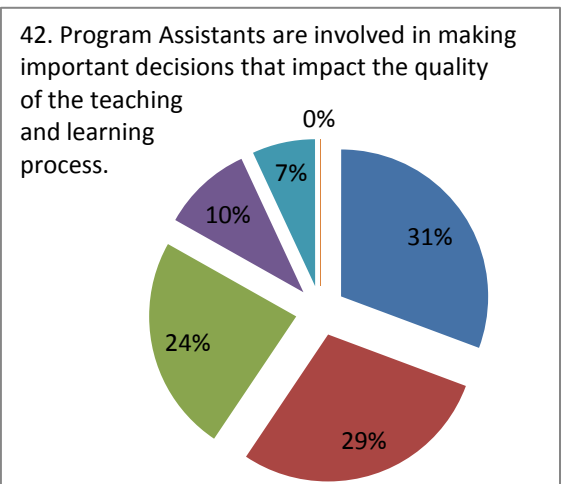
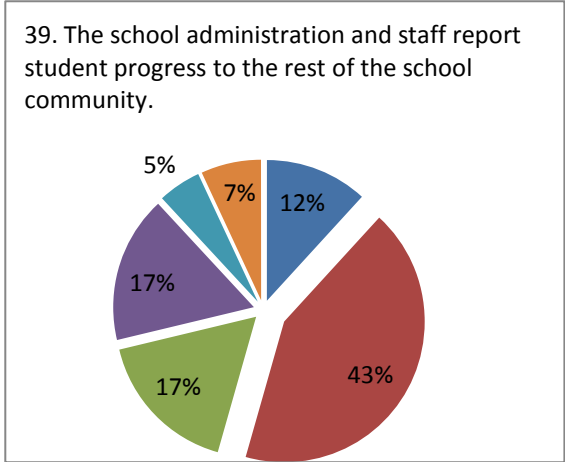
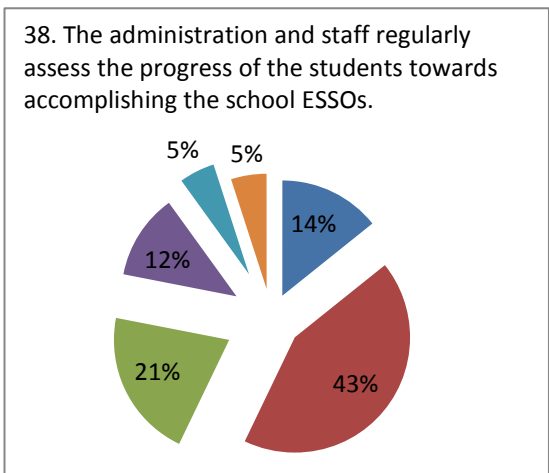
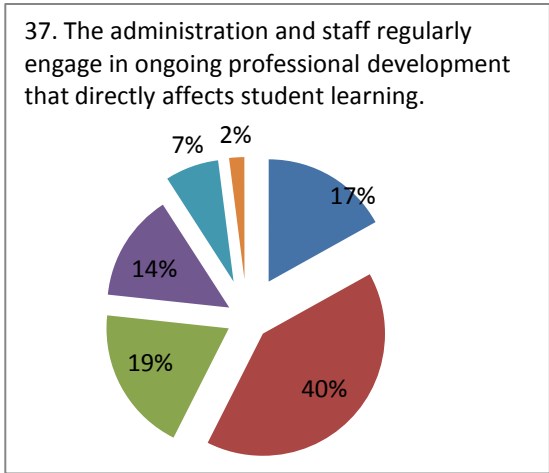
	Strongly agree	Agree	Neutral	Dis - agree	Strongly disagree	Does not apply
Parents	41%	31%	10%	3%	5%	11%
Teachers	45%	40%	10%	0%	0%	5%

29. Meetings with the administrators are effective and helpful.

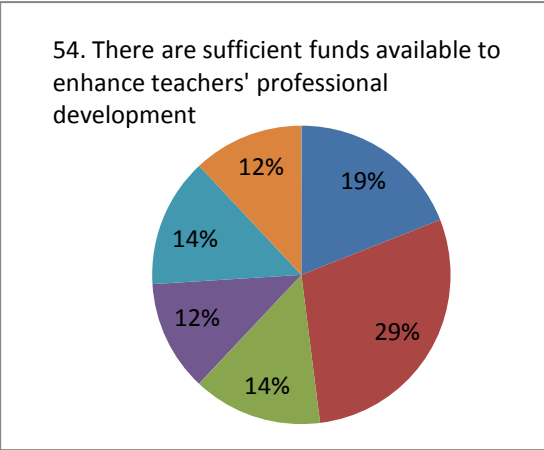
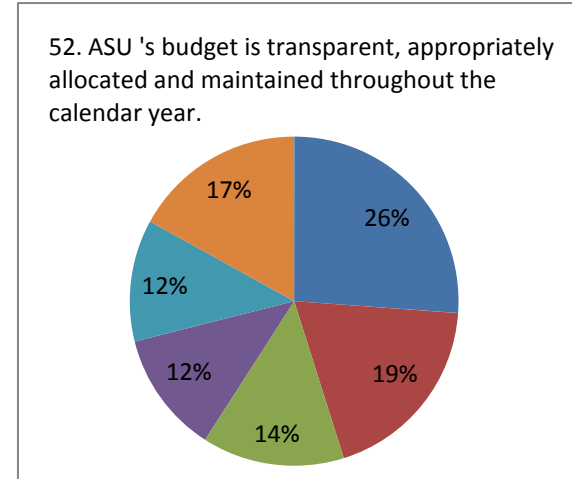
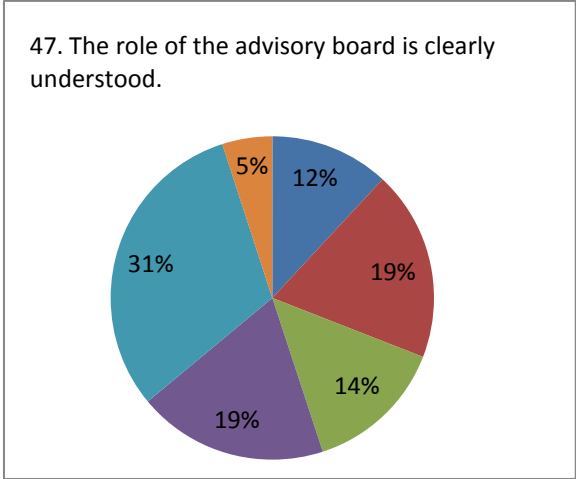
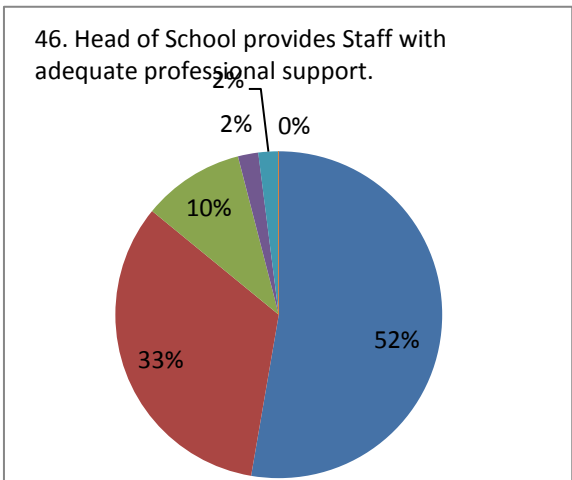
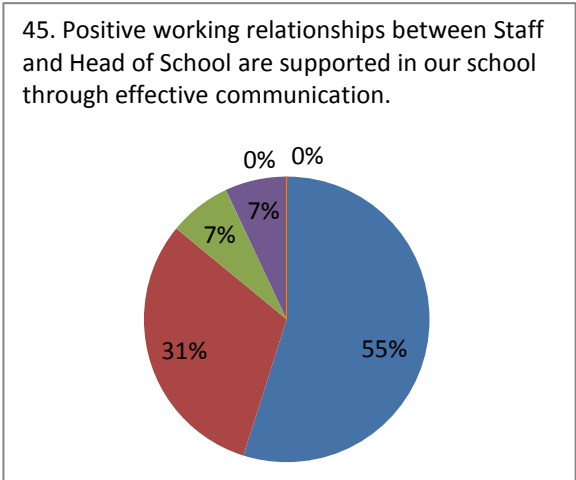


PA and Teacher Responses to Survey Questions

	37	38	39	42	43	44	45
Strongly agree	17	14	12	31	48	38	55
	%	%	%	%	%	%	%
Agree	40	43	43	29	33	38	31
	%	%	%	%	%	%	%
Neutral	19	21	17	24	14	17	7%
	%	%	%	%	%	%	
Disagree	14	12	17	10	0%	2%	7%
	%	%	%	%			
Strongly disagree	7%	5%	5%	7%	2%	2%	0%
Does not apply	2%	5%	7%	0%	2%	2%	0%

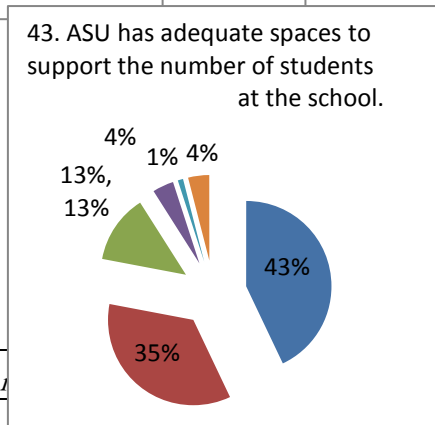
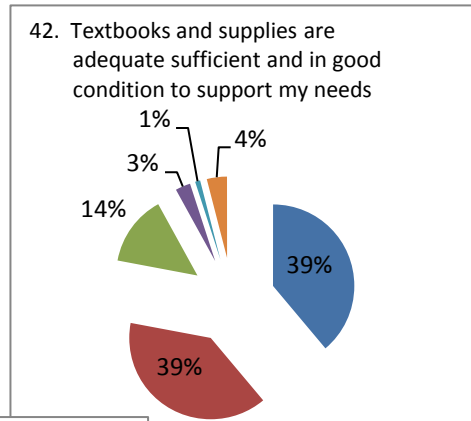
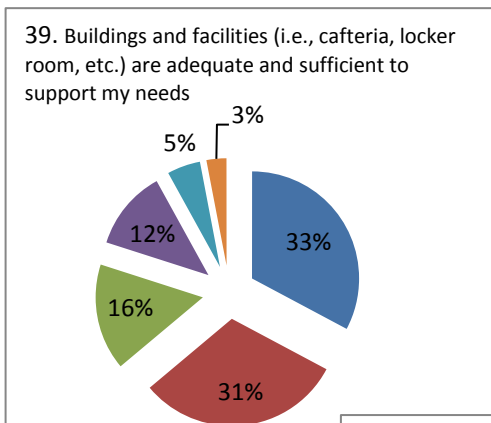
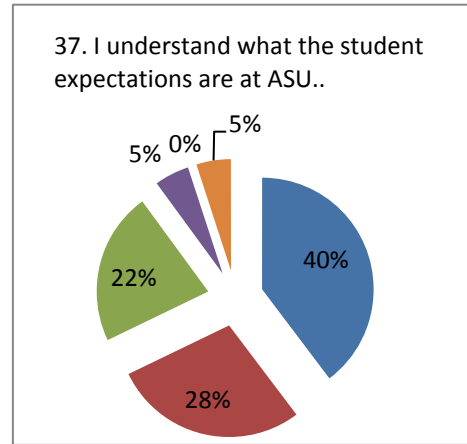
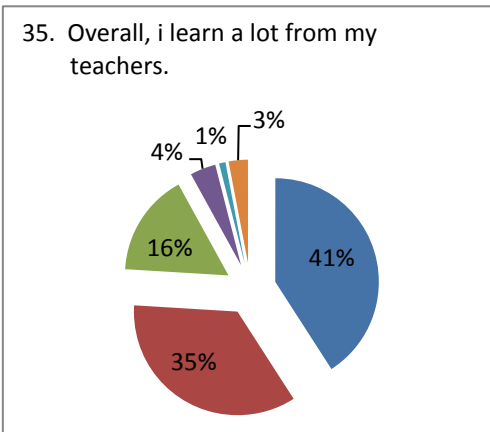


Strongly agree	52	12	26	19
	%	%	%	%
Agree	33	19	19	29
	%	%	%	%
Neutral	10	14	14	14
	%	%	%	%
Disagree	2%	19	12	12
	%	%	%	%
Strongly disagree	2%	31	12	14
	%	%	%	%
Does not apply	0%	5%	17	12
	%	%	%	%



Student response to Survey Questions

	35	37	39	42	43
Strongly agree	41	40	33	39	43
	%	%	%	%	%
Agree	35	28	31	39	35
	%	%	%	%	%
Neutral	16	22	16	14	13
	%	%	%	%	%
Disagree			12		
	4%	5%	%	3%	4%
Strongly disagree	1%	0%	5%	1%	1%
Does not apply	3%	5%	3%	4%	4%



Teachers and PA survey		Strongl	Agree	Neutra	Disagre	Strongl	Does Not Appl	Strongl	Agree	Neutra	Disagre	Strongl	Does Not Appl	
		y		l	e	y		y		l	e	y		
Support Rating Score >>>		(=5)	(=4)	(=3)	(=2)	(=1)		(=5)	(=4)	(=3)	(=2)	(=1)		
1	ASU is doing a good job of teaching language arts (reading, writing, speaking, and listening).	18	17	2	3		2	42.9%	40%	5%	7%	0%	5%	4.12
2	ASU is doing a good job of teaching math.	7	17	10	4	1	3	16.7%	40%	24%	10%	2%	7%	3.45
3	ASU is doing a good job of teaching science.	13	22	4			3	31.0%	52%	10%	0%	0%	7%	3.93
4	ASU is doing a good job of teaching social studies.	7	23	9	1		2	16.7%	55%	21%	2%	0%	5%	3.74
5	ASU is doing a good job of teaching fine arts.	17	20	2			3	40.5%	48%	5%	0%	0%	7%	4.07
6	ASU is doing a good job of teaching health.	5	15	13	5		4	11.9%	36%	31%	12%	0%	10%	3.31
7	ASU is doing a good job of teaching physical education.	12	17	8	3		2	28.6%	40%	19%	7%	0%	5%	3.83
8	ASU is doing a good job of teaching foreign languages.	8	16	10	2		6	19.0%	38%	24%	5%	0%	14%	3.33

9	ASU is doing a good job of teaching computer skills.	7	18	7	4	3	3	4	16.7%	43%	17%	10%	7%	7%	3.3
10	The education offered to ASU students is of high quality.	6	20	13	2		1	4	14.3%	48%	31%	5%	0%	2%	3.6
11	Teachers hold high expectations for student learning.	11	19	7	1	2	2	4	26.2%	45%	17%	2%	5%	5%	3.6
12	Teachers use a variety of teaching strategies that acknowledge diversity to help students learn	13	23	4		1	1	4	31.0%	55%	10%	0%	2%	2%	4.0
13	ASU offers learning opportunities that support the full range of student abilities.	13	20	6	3			4	31.0%	48%	14%	7%	0%	0%	4.1
14	Students have appropriate amounts of homework to promote achievement in their courses.	10	23	6		1	2	4	23.8%	55%	14%	0%	2%	5%	3.8
15	The grading and evaluation of my child's schoolwork is fair.	15	19	7	1			4	35.7%	45%	17%	2%	0%	0%	4.1
16	Students are provided with a variety of ways to show their learning (i.e.. projects, presentations, written tests, self-assessment, portfolios.	18	21	2			1	4	42.9%	50%	5%	0%	0%	2%	4.2
17	Reports on my child's progress are clear and easy to understand.	17	17	2	3	2	1	4	40.5%	40%	5%	7%	5%	2%	4.0
18	The curriculum adequately prepares students planning to continue their education to more advanced levels.	10	18	8	2	1	3	4	23.8%	43%	19%	5%	2%	7%	3.6

19	ASU recognizes the achievements of students for all types of accomplishments.	8	23	8	2		1	42	19.0%	55%	19%	5%	0%	2%	3.86
20	Teachers give students extra help in class when needed.	12	22	6	1		1	42	28.6%	52%	14%	2%	0%	2%	4.02
21	Teachers are willing to give students extra help outside of class time.	5	19	6	4	2	6	42	11.9%	45%	14%	10%	5%	14%	3.12
22	ASU' programs place adequate emphasis on the social development of students.	6	26	6	2		2	42	14.3%	62%	14%	5%	0%	5%	3.76
23	The after school activities and electives are sufficient to meet the needs of students.	12	17	9	3		1	42	28.6%	40%	21%	7%	0%	2%	3.90
24	Students' participation in school activities is an important aspect of their education in our school.	19	16	2	4		1	42	45.2%	38%	5%	10%	0%	2%	4.21
25	ASU' programs place adequate emphasis on the athletics program.	6	18	9	6		3	42	14.3%	43%	21%	14%	0%	7%	3.50
26	ASU' programs adequately meet the needs of students with special needs (learning disabled, gifted, physically handicapped, etc.)	3	6	9	13	6	5	42	7.1%	14%	21%	31%	14%	12%	2.50
27	ASU' programs adequately meet the needs of ESL students.	7	18	8	8	1		42	16.7%	43%	19%	19%	2%	0%	3.69
28	ASU' health services are adequate.	4	4	10	9	5	10	42	9.5%	10%	24%	21%	12%	24%	2.21

29	ASU' counseling and guidance services are adequate for my needs.	2	16	12	5		7	42	4.8%	38%	29%	12%	0%	17%	2.98
30	It is easy to schedule parent-teacher meetings.	11	23	6			2	42	26.2%	55%	14%	0%	0%	5%	3.93
31	It is easy to get an appointment with the administrators.	19	17	4			2	42	45.2%	40%	10%	0%	0%	5%	4.17
32	Meetings with administrators are helpful, supportive and effective.	19	17	4			2	42	45.2%	40%	10%	0%	0%	5%	4.17
33	It is easy to get an appointment with the counselor.	8	13	8	1		12	42	19.0%	31%	19%	2%	0%	29%	2.83
34	School rules and regulations affecting students are reasonable.	12	21	7	1		1	42	28.6%	50%	17%	2%	0%	2%	4.00
35	ASU is committed to and focused on improving student learning by using a variety of resources, materials and through professional development	12	25	3	1	1		42	28.6%	60%	7%	2%	2%	0%	4.10
36	As a program assistant, I am aware of how ASU uses data and research to make informed decisions	5	24	4	5	3	1	42	11.9%	57%	10%	12%	7%	2%	3.52
37	The administration and staff regularly engage in ongoing professional development that directly affects student learning	7	17	8	6	3	1	42	16.7%	40%	19%	14%	7%	2%	3.45

38	The administration and staff regularly assess the progress of students towards accomplishing the school ESLRs	6	18	9	5	2	2	42	14.3%	43%	21%	12%	5%	5%	3.43
39	The school administration and staff report student progress to the rest of the school community	5	18	7	7	2	3	42	11.9%	43%	17%	17%	5%	7%	3.31
40	A culture of accountability is evident in our school	7	22	6	3	3	1	42	16.7%	52%	14%	7%	7%	2%	3.57
41	Admissions policies and decisions are appropriate given our current infrastructure	5	23	7	1	2	4	42	11.9%	55%	17%	2%	5%	10%	3.36
42	Program Assistants are involved in making important decisions that impact the quality of the teaching and learning process	13	12	10	4	3		42	31.0%	29%	24%	10%	7%	0%	3.69
43	Positive working relationships between Program Assistants and Managing Director are supported in our school through effective communication	20	14	6		1	1	42	47.6%	33%	14%	0%	2%	2%	4.14
44	Positive working relationships between Program Assistants and Director of Student Services are supported in our school through effective communication	16	16	7	1	1	1	42	38.1%	38%	17%	2%	2%	2%	4.00
45	Positive working relationships between faculty and Principal/Head of School are supported in our school through effective communication	23	13	3	3			42	54.8%	31%	7%	7%	0%	0%	4.40
46	Principal/Head of School provides faculty with adequate professional support	22	14	4	1	1		42	52.4%	33%	10%	2%	2%	0%	4.31

4 7	The role of the advisory board is clearly understood	5	8	6	8	13	2	4 2	11.9%	19%	14%	19%	31%	5%	2.3 6
4 8	Buildings and facilities are sufficient and adequate for our needs	12	19	4	3	2	2	4 2	28.6%	45%	10%	7%	5%	5%	3.7 4
4 9	Teaching supplies and equipment (i.e.- paper, bathroom supplies, books, audiovisual equipment) are available in adequate and sufficient amounts to support good teaching	13	14	6	5	4		4 2	31.0%	33%	14%	12%	10%	0%	3.6 7
5 0	The Library resources are adequate and sufficient for the instructional needs	11	15	4	6	5	1	4 2	26.2%	36%	10%	14%	12%	2%	3.4 5
5 1	ASU has an effective security and safety system.	8	21	6	3	2	2	4 2	19.0%	50%	14%	7%	5%	5%	3.6 0
5 2	ASU' budget is transparent, appropriately allocated and maintained throughout the calendar year	11	8	6	5	5	7	4 2	26.2%	19%	14%	12%	12%	17%	2.8 6
5 3	Technology/computer labs and equipment are adequate and sufficient for our instructional needs	13	15	6	5	3		4 2	31.0%	36%	14%	12%	7%	0%	
5 4	There are sufficient funds available to enhance teachers' professional development	8	12	6	5	6	5	4 2	19.0%	29%	14%	12%	14%	12%	
5 5	Parents actively support students and programs at ASU.	5	13	12	9	3		4 2	11.9%	31%	29%	21%	7%	0%	3.3 3

5 6	ASU provides a safe and orderly environment for learning.	15	23	4				4 2	35.7%	55%	10%	0%	0%	0%	4.2 6
5 7	All cultures are respected at ASU.	19	19	1	2		1	4 2	45.2%	45%	2%	5%	0%	2%	4.2 9
5 8	The morale of students is good.	14	17	7	2	1	1	4 2	33.3%	40%	17%	5%	2%	2%	3.9 3
5 9	ASU maintains appropriate school discipline.	15	17	8	1	1		4 2	35.7%	40%	19%	2%	2%	0%	4.0 5
6 0	Students are respectful of school property.	11	14	12	4	1		4 2	26.2%	33%	29%	10%	2%	0%	3.7 9
6 1	Students and staff at ASU treat one another with respect.	13	18	7	1	2	1	4 2	31.0%	43%	17%	2%	5%	2%	3.8 3
6 2	Class sizes at our school are appropriate for effective learning.	18	16	7	1			4 2	42.9%	38%	17%	2%	0%	0%	
6 3	For the most part, I am satisfied with our school	19	18	2	3			4 2	45.2%	43%	5%	7%	0%	0%	4.3 3

Student Surveys	Support Rating Score >>>	Strongly	Agree	Neutral	Disagree	Strongly
		y	e	l	e	y
			Agree		Disagree	
		(=5)	(=4)	(=3)	(=2)	(=1)

Does Not Apply	Strongly	Agree	Neutral	Disagree	Strongly	Does Not Apply
	y	e	l	e	y	
		Agree		Disagree		
		(=5)	(=4)	(=3)	(=2)	(=1)

1	ASU is doing a good job of teaching language arts (reading, writing, speaking, and listening).	72	59	11	2	
2	ASU is doing a good job of teaching math.	32	32	40	29	12
3	ASU is doing a good job of teaching science.	86	49	8	2	1
4	ASU is doing a good job of teaching social studies.	84	45	13		2
5	ASU is doing a good job of teaching fine arts.	73	45	19	1	
6	ASU is doing a good job of teaching health.	37	43	27	13	10
7	ASU is doing a good job of teaching physical education.	60	44	24	8	6
8	ASU is doing a good job of teaching foreign languages.	34	53	28	8	5

3	147	49.0%	40%	7%	1%	0%	2%	4.32
2	147	21.8%	22%	27%	20%	8%	1%	3.37
1	147	58.5%	33%	5%	1%	1%	1%	4.46
3	147	57.1%	31%	9%	0%	1%	2%	4.35
9	147	49.7%	31%	13%	1%	0%	6%	4.12
17	147	25.2%	29%	18%	9%	7%	12%	3.24
5	147	40.8%	30%	16%	5%	4%	3%	3.89
19	147	23.1%	36%	19%	5%	3%	13%	3.33

9	ASU is doing a good job of teaching computer skills.	19	38	38	31	18	3	14 7	12.9%	26%	26%	21%	12%	2%	3.0 9
10	ASU is offering students a high quality of education	36	56	41	5	1	8	14 7	24.5%	38%	28%	3%	1%	5%	3.6 9
11	My teachers challenge me to do my best work	67	54	21	3		2	14 7	45.6%	37%	14%	2%	0%	1%	4.2 4
12	Teachers use a wide diversity of teaching strategies that acknowledge diversity to help students learn	49	53	38	3	1	3	14 7	33.3%	36%	26%	2%	1%	2%	3.9 5
13	ASU offers learning opportunities that support the full range of student abilities	45	57	38	4		3	14 7	30.6%	39%	26%	3%	0%	2%	3.9 4
14	I have appropriate amounts of homework to help me succeed in my studies	57	51	27	7	1	4	14 7	38.8%	35%	18%	5%	1%	3%	4.0 2
15	The grading and evaluation of my schoolwork is fair	55	48	32	7	2	3	14 7	37.4%	33%	22%	5%	1%	2%	3.9 7
16	I'm provided with a variety of ways to show my learning (i.e.. Projects presentations, written tests, self-assessment portfolios)	52	70	19	3		3	14 7	35.4%	48%	13%	2%	0%	2%	4.1 2
17	Reports on my progress are clear and easy to understand	64	47	24	9	1	2	14 7	43.5%	32%	16%	6%	1%	1%	4.1 3
18	The curriculum adequately prepares students planning to continue their education to more advanced levels.	48	46	39	6		8	14 7	32.7%	31%	27%	4%	0%	5%	3.8 0

19	ASU recognizes the achievements of students for all types of accomplishments.	40	49	47	6		5	14 7	27.2%	33%	32%	4%	0%	3%	3.7 8
20	Teachers give me extra help in class when needed.	75	46	14	7	1	4	14 7	51.0%	31%	10%	5%	1%	3%	4.2 3
21	Teachers are willing to give me extra help outside of class time.	48	48	21	20	5	5	14 7	32.7%	33%	14%	14%	3%	3%	3.7 8
22	ASU' programs place adequate emphasis on the social development of students.	41	47	40	6		13	14 7	27.9%	32%	27%	4%	0%	9%	3.6 1
23	The after school activities and electives are sufficient to meet the needs of students.	49	47	24	13	8	6	14 7	33.3%	32%	16%	9%	5%	4%	3.7 0
24	Students' participation in school activities is an important aspect of their education in our school.	55	54	27	4	1	6	14 7	37.4%	37%	18%	3%	1%	4%	3.9 7
25	ASU' programs place adequate emphasis on the athletics program.	32	51	34	16	8	6	14 7	21.8%	35%	23%	11%	5%	4%	3.5 0
26	ASU' programs adequately meet the needs of students with special needs (learning disabled, gifted, physically handicapped, etc.)	38	37	27	10	7	28	14 7	25.9%	25%	18%	7%	5%	19%	3.0 5
27	ASU' programs adequately meet the needs of ESL students.	34	32	27	12	4	38	14 7	23.1%	22%	18%	8%	3%	26%	2.8 2
28	ASU' health services are adequate.	21	32	28	26	27	13	14 7	14.3%	22%	19%	18%	18%	9%	2.6 9

29	ASU' counseling and guidance services are adequate for my needs.	25	39	37	8	8	30	14 7	17.0%	27%	25%	5%	5%	20%	2.8 3
30	It is easy to speak to my teacher	86	42	9	2	2	6	14 7	58.5%	29%	6%	1%	1%	4%	4.2 9
31	It is easy to speak to my principal	74	36	19	7	6	5	14 7	50.3%	24%	13%	5%	4%	3%	4.0 3
32	It is easy to speak with my counselor if I have a problem	48	27	19	7	11	35	14 7	32.7%	18%	13%	5%	7%	24%	2.9 0
33	Our school provides textbooks and supplies that are current and in good condition	62	50	21	1	6	7	14 7	42.2%	34%	14%	1%	4%	5%	3.9 2
34	School rules in the student handbook are reasonable.	42	43	39	6	8	9	14 7	28.6%	29%	27%	4%	5%	6%	3.5 2
35	Overall, I learn a lot from my teachers	60	51	24	6	1	5	14 7	40.8%	35%	16%	4%	1%	3%	4.0 4
36	The principal/head of school includes me in making decisions that affect me	48	45	32	12	3	7	14 7	32.7%	31%	22%	8%	2%	5%	3.7 6
37	I understand what the student expectations are at ASU	58	41	33	7		8	14 7	39.5%	28%	22%	5%	0%	5%	3.9 0
38	ASU' grounds are clean and well maintained	59	44	28	5	1	10	14 7	40.1%	30%	19%	3%	1%	7%	3.8 8
39	Buildings and facilities (i.e., cafeteria, locker room, etc.) are adequate and sufficient to support my needs	48	45	24	18	7	5	14 7	32.7%	31%	16%	12%	5%	3%	3.7 1
40	The Library resources are adequate and sufficient to complete required studies	44	40	37	15	3	8	14 7	29.9%	27%	25%	10%	2%	5%	3.6 5

41	Computer and technology resources and facilities are adequate and sufficient to support my needs	37	51	39	12	3	5	14 7	25.2%	35%	27%	8%	2%	3%	3.6 9
42	Textbooks and supplies are adequate, sufficient and in good condition to support my needs	57	57	21	5	1	6	14 7	38.8%	39%	14%	3%	1%	4%	4.0 2
43	ASU has adequate spaces to support the number of students at our school	63	52	19	6	1	6	14 7	42.9%	35%	13%	4%	1%	4%	4.0 7
44	I feel safe and secure on the grounds	68	43	21	9		6	14 7	46.3%	29%	14%	6%	0%	4%	4.1 0
45	Athletic fields are sufficient to meet our needs.	61	48	18	10	2	8	14 7	41.5%	33%	12%	7%	1%	5%	3.9 5
46	Parents actively support students and programs at ASU.	36	47	33	12	6	13	14 7	24.5%	32%	22%	8%	4%	9%	3.4 2
47	ASU provides a safe and orderly environment for learning.	66	42	23	4	5	7	14 7	44.9%	29%	16%	3%	3%	5%	3.9 4
48	All cultures are respected at ASU.	64	43	20	9	2	9	14 7	43.5%	29%	14%	6%	1%	6%	3.9 4
49	The morale of students is good.	43	53	23	15	3	10	14 7	29.3%	36%	16%	10%	2%	7%	3.6 8
50	ASU Maintains appropriate student discipline.	38	50	37	10	3	9	14 7	25.9%	34%	25%	7%	2%	6%	3.6 1
51	Students are respectful of school property.	42	46	24	15	8	12	14 7	28.6%	31%	16%	10%	5%	8%	3.4 8
52	Students and staff at ASU treat one another with respect.	40	37	31	12	13	14	14 7	27.2%	25%	21%	8%	9%	10%	3.2 4
53	Class sizes at our school are appropriate for effective learning.	61	41	23	8	7	7	14 7	41.5%	28%	16%	5%	5%	5%	3.8 2
54	For the most part, I am satisfied with our school	48	43	33	9	6	8	14 7	32.7%	29%	22%	6%	4%	5%	3.6 6

Parent Surveys		Strongly Agree Neutral Disagree Strongly					Does Not Apply	Strongly Agree Neutral Disagree Strongly					Does Not Apply	Support Rating Score >>>	
		Agree (=5)	Agree (=4)	Neutral (=3)	Disagree (=2)	Strongly (=1)		Agree (=5)	Agree (=4)	Neutral (=3)	Disagree (=2)	Strongly (=1)			
1	ASU is doing a good job of teaching language arts (reading, writing, speaking, and listening).	48	54	16	6		6	130	36.9%	42%	12%	5%	0%	5%	4.02
2	ASU is doing a good job of teaching math.	23	49	32	19	5	2	130	17.7%	38%	25%	15%	4%	2%	3.57
3	ASU is doing a good job of teaching science.	54	47	13	3	1	12	130	41.5%	36%	10%	2%	1%	9%	3.89
4	ASU is doing a good job of teaching social studies.	45	43	17	2	1	22	130	34.6%	33%	13%	2%	1%	17%	3.49
5	ASU is doing a good job of teaching fine arts.	54	47	16	9	1	3	130	41.5%	36%	12%	7%	1%	2%	4.10
6	ASU is doing a good job of teaching health.	28	44	25	4	2	27	130	21.5%	34%	19%	3%	2%	21%	3.10
7	ASU is doing a good job of teaching physical education.	49	55	16	6	1	3	130	37.7%	42%	12%	5%	1%	2%	4.08

8	ASU is doing a good job of teaching foreign languages.	50	31	14	4	1	30	130	38.5%	24%	11%	3%	1%	23%	3.2 9
9	ASU is doing a good job of teaching computer skills.	36	51	24	6	2	11	130	27.7%	39%	18%	5%	2%	8%	3.6 5
10	The education offered to ASU students is of high quality.	31	52	34	6	4	3	130	23.8%	40%	26%	5%	3%	2%	3.7 2
11	Teachers hold high expectations for student learning.	33	46	27	8	3	13	130	25.4%	35%	21%	6%	2%	10%	3.4 9
12	Teachers use a variety of teaching strategies to help students learn	46	51	12	11	1	9	130	35.4%	39%	9%	8%	1%	7%	3.8 7
13	ASU offers learning opportunities that support the full range of student abilities.	37	48	30	4	5	6	130	28.5%	37%	23%	3%	4%	5%	3.6 8
14	Students have appropriate amounts of homework to promote achievement in their courses.	38	33	30	20	4	5	130	29.2%	25%	23%	15%	3%	4%	3.6 3
15	The grading and evaluation of my child's schoolwork is fair.	56	55	8	4	2	5	130	43.1%	42%	6%	3%	2%	4%	4.1 2
16	Students are provided with a variety of ways to show their learning (i.e., projects, presentations, written tests, self-assessment, portfolios).	41	44	24	4	2	15	130	31.5%	34%	18%	3%	2%	12%	3.5 8
17	Reports on my child's progress are clear and easy to understand.	51	51	13	9	1	5	130	39.2%	39%	10%	7%	1%	4%	4.0 4

18	The curriculum adequately prepares students planning to continue their education to more advanced levels.	32	46	23	10	3	16	130	24.6%	35%	18%	8%	2%	12%	3.4 1
19	ASU recognizes the achievements of students for all types of accomplishments.	37	55	21	5	1	11	130	28.5%	42%	16%	4%	1%	8%	3.7 2
20	Teachers give students extra help in class when needed.	39	48	21	7	6	9	130	30.0%	37%	16%	5%	5%	7%	3.6 2
21	Teachers are willing to give students extra help outside of class time.	37	37	23	9	12	12	130	28.5%	28%	18%	7%	9%	9%	3.3 0
22	ASU' programs place adequate emphasis on the social development of students.	42	58	20	5		5	130	32.3%	45%	15%	4%	0%	4%	3.9 8
23	The after school activities and electives are sufficient to meet the needs of students.	53	38	23	6	7	3	130	40.8%	29%	18%	5%	5%	2%	3.8 8
24	Students' participation in school activities is an important aspect of their education in our school.	67	47	7	5	2	2	130	51.5%	36%	5%	4%	2%	2%	4.3 0
25	ASU' programs place adequate emphasis on the athletics program.	42	44	26	12	1	5	130	32.3%	34%	20%	9%	1%	4%	3.8 5
26	ASU' programs adequately meet the needs of students with special needs (learning disabled, gifted, physically handicapped, etc.)	19	34	21	12	6	38	130	14.6%	26%	16%	9%	5%	29%	2.5 4
27	ASU' programs adequately meet the needs of ESL students.	31	40	23	9	9	18	130	23.8%	31%	18%	7%	7%	14%	3.1 6

28	ASU' health services are adequate.	14	50	31	6	13	16	130	10.8%	38%	24%	5%	10%	12%	2.9 3
29	ASU' counseling and guidance services are adequate for my needs.	31	47	27	13	6	6	130	23.8%	36%	21%	10%	5%	5%	3.5 6
30	It is easy to get an appointment with a teacher.	78	42	6	2		2	130	60.0%	32%	5%	2%	0%	2%	4.4 8
31	Meetings with teachers are effective and helpful.	66	40	13	6	1	4	130	50.8%	31%	10%	5%	1%	3%	4.2 1
32	It is easy to get an appointment with the administrators.	47	50	14	2	1	16	130	36.2%	38%	11%	2%	1%	12%	3.7 2
33	Meetings with administration are effective and helpful.	53	40	13	4	6	14	130	40.8%	31%	10%	3%	5%	11%	3.6 6
34	It is easy to get an appointment with the counselor.	27	41	13	2		47	130	20.8%	32%	10%	2%	0%	36%	2.6 5
35	Meetings with the counselor are effective and helpful.	22	38	15	4	1	50	130	16.9%	29%	12%	3%	1%	38%	2.4 5
36	It is easy to communicate with Administrative assistant.	42	58	10	5		15	130	32.3%	45%	8%	4%	0%	12%	3.7 5
37	It is easy to communicate with Business Manager.	53	33	12	3		29	130	40.8%	25%	9%	2%	0%	22%	3.4 0

38	School rules and regulations affecting students are reasonable.	52	54	11	6	2	5	130	40.0%	42%	8%	5%	2%	4%	4.0 5
39	ASU is focused on improving student learning.	54	39	16	9	3	9	130	41.5%	30%	12%	7%	2%	7%	3.8 5
40	ASU uses data and research to make informed decisions.	45	36	24	5	1	19	130	34.6%	28%	18%	4%	1%	15%	3.5 1
41	Administrators and teachers are accountable for their work.	49	47	18	4	1	11	130	37.7%	36%	14%	3%	1%	8%	3.8 4
42	In general, the teachers at ASU are professional and effective.	46	47	24	6	2	5	130	35.4%	36%	18%	5%	2%	4%	3.9 1
43	Instructional areas are adequate, clean and well maintained.	82	34	7	4		3	130	63.1%	26%	5%	3%	0%	2%	4.4 5
44	Grounds and playing fields are clean and well maintained.	81	39	3	1	2	4	130	62.3%	30%	2%	1%	2%	3%	4.4 1
45	Toilets and showers are clean and well maintained.	61	35	15	5	5	9	130	46.9%	27%	12%	4%	4%	7%	3.8 8
46	The student store has sufficient supplies and appropriate hours to support student needs.	47	38	17	6	1	21	130	36.2%	29%	13%	5%	1%	16%	3.5 1
47	The cafeteria provides a wide range of healthy, hygienically prepared food.	21	24	22	32	22	9	130	16.2%	18%	17%	25%	17%	7%	2.7 9

48	ASU' textbooks and supplies are current and in good condition.	57	45	17	4		7	130	43.8%	35%	13%	3%	0%	5%	4.0 6
49	ASU has sufficient up-to-date computers and other technologies to help students learn.	58	43	15	2	1	11	130	44.6%	33%	12%	2%	1%	8%	3.9 5
50	The Library resources are adequate and sufficient for the instructional needs of our students.	62	43	17	4	1	3	130	47.7%	33%	13%	3%	1%	2%	4.1 9
51	ASU has an effective security and safety system.	60	40	18	5	1	6	130	46.2%	31%	14%	4%	1%	5%	4.0 7
52	Athletic fields are sufficient to meet our needs.	78	37	9	3	1	2	130	60.0%	28%	7%	2%	1%	2%	4.4 2
53	Parents actively support students and programs at ASU.	53	46	18	5	1	7	130	40.8%	35%	14%	4%	1%	5%	3.9 8
54	ASU provides a safe and orderly environment for learning.	64	52	10	2		2	130	49.2%	40%	8%	2%	0%	2%	4.3 4
55	All cultures are respected at ASU.	67	47	6	2	1	7	130	51.5%	36%	5%	2%	1%	5%	4.2 1
56	The morale of students is good.	44	53	17	7	2	7	130	33.8%	41%	13%	5%	2%	5%	3.8 8
57	ASU maintains appropriate school discipline.	59	43	16	5	1	6	130	45.4%	33%	12%	4%	1%	5%	4.0 8
58	Students are respectful of school property.	51	49	19	1		10	130	39.2%	38%	15%	1%	0%	8%	3.9 3
59	Students and staff at ASU treat one another with respect.	59	49	10	2	1	9	130	45.4%	38%	8%	2%	1%	7%	4.0 5
60	Class sizes at our school are appropriate for effective learning.	62	47	12	3	2	4	130	47.7%	36%	9%	2%	2%	3%	4.1 8

Appendix L: K-12 Assessment of ESSOs




Expected Schoolwide Student Outcomes (ESSOs)

Name _____

Date _____




ACADEMIC ACHIEVERS

I did my best work (by myself or with a friend)

	Most of the time	Some of the time	Rarely
(S)			
(T)			

CRITICAL THINKERS




I can find the answer

	Most of the time	Some of the time	Rarely
(S)			
(T)			

EFFECTIVE COMMUNICATORS




I can 'show and tell'

I can listen

	Most of the time	Some of the time	Rarely
(S)			
(T)			




INVOLVED CITIZEN

I can help
 I care
 I share

	Most of the time	Some of the time	Rarely
(S)			
(T)			

SELF-DIRECTED LEARNER

I did this!
 I can keep safe




	Most of the time	Some of the time	Rarely
(S)			
(T)			

Expected Schoolwide Student Outcomes




ACADEMIC ACHIEVERS

An Academic Achiever is someone who...




- **Keeps improving in all subject areas.**

	Most of the time	Some of the time	Rarely
(S)			
(T)			




- **Regularly asks himself/herself, "Am I doing the best I can? How will I do this better?"**

	Most of the time	Some of the time	Rarely
(S)			
(T)			




- **Can work alone as well as with partners or groups.**

	Most of the time	Some of the time	Rarely
(S)			
(T)			

- **Can find answers in different places.**

	Most of the time	Some of the time	Rarely
(S)			
(T)			

- **Can use technology and the library to complete a project.**




	Most of the time	Some of the time	Rarely
(S)			
(T)			

Expected Schoolwide Student Outcomes




CRITICAL THINKERS

A Critical Thinker is someone who...




- **Finds ways to solve a problem.**

	Most of the time	Some of the time	Rarely
(S)			
(T)			




- **Has a plan for learning new things.**

	Most of the time	Some of the time	Rarely
(S)			
(T)			

- **Brings information and skills together to solve a problem.**

	Most of the time	Some of the time	Rarely
(S)			
(T)			

- **Is able to solve problems in different ways.**




	Most of the time	Some of the time	Rarely
(S)			
(T)			

Expected Schoolwide Student Outcomes




EFFECTIVE COMMUNICATORS

An Effective Communicator is someone who...




- **Is able to share ideas in different ways.**

	Most of the time	Some of the time	Rarely
(S)			
(T)			




- **Communicates in a variety of ways (written, oral, visual, technology, media, etc.)**

	Most of the time	Some of the time	Rarely
(S)			
(T)			

- **Listens and responds appropriately.**

	Most of the time	Some of the time	Rarely
(S)			
(T)			

- **Encourages everyone to work together.**




	Most of the time	Some of the time	Rarely
(S)			
(T)			

Expected Schoolwide Student Outcomes




INVOLVED CITIZENS

An Involved Citizen is someone who...




- **Is helpful to others.**

	Most of the time	Some of the time	Rarely
(S)			
(T)			




- **Cares about the environment.**

	Most of the time	Some of the time	Rarely
(S)			
(T)			




- **Makes good choices for themselves and others.**

	Most of the time	Some of the time	Rarely
(S)			
(T)			

- **Interacts respectfully with everyone.**

	Most of the time	Some of the time	Rarely
(S)			
(T)			

- **Knows how to disagree respectfully.**




	Most of the time	Some of the time	Rarely
(S)			
(T)			

Expected Schoolwide Student Outcomes




SELF-DIRECTED LEARNERS

A Self-Directed Learner is someone who...




- **Completes assigned tasks to the best of their ability.**

	Most of the time	Some of the time	Rarely
(S)			
(T)			




- **Knows their strengths and weaknesses and asks for help when needed.**

	Most of the time	Some of the time	Rarely
(S)			
(T)			




- **Joins activities to be a “well-rounded” person.**

	Most of the time	Some of the time	Rarely
(S)			
(T)			

- **Is willing to try new things academically.**

	Most of the time	Some of the time	Rarely
(S)			
(T)			

- **Can prioritize. Makes a plan to get work done.**

	Most of the time	Some of the time	Rarely
(S)			
(T)			

Expected Schoolwide Students Outcomes

Name _____ Grade _____ Date _____

ACADEMIC ACHIEVERS

An Academic Achiever is someone who...

- **Keeps improving in all subject areas.**

Most of the time	Some of the time	Rarely
(S)		
(T)		

- **Regularly asks himself/herself, “Am I doing the best I can? How will I do this better?”**

Most of the time	Some of the time	Rarely
(S)		
(T)		

- **Can work alone as well as with partners or groups.**

Most of the time	Some of the time	Rarely
(S)		
(T)		

- **Can find answers in different places.**

Most of the time	Some of the time	Rarely
(S)		
(T)		

- **Can use technology and the library to complete a project.**

Most of the time	Some of the time	Rarely
(S)		
(T)		

Expected Schoolwide Students Outcomes

Name _____ Grade _____ Date _____

CRITICAL THINKERS

A Critical Thinker is someone who...

- **Finds ways to solve a problem.**

Most of the time	Some of the time	Rarely
(S)		
(T)		

- **Has a plan for learning new things.**

Most of the time	Some of the time	Rarely
(S)		
(T)		

- **Brings information and skills together to solve a problem.**

Most of the time	Some of the time	Rarely
(S)		
(T)		

- **Is able to solve problems in different ways.**

Most of the time	Some of the time	Rarely
(S)		
(T)		

Expected Schoolwide Students Outcomes

Name _____ Grade _____ Date _____

EFFECTIVE COMMUNICATORS

An Effective Communicator is someone who...

- **Is able to share ideas in different ways.**

	Most of the time	Some of the time	Rarely
(S)			
(T)			

- **Communicates in a variety of ways (written, oral, visual, technology, media, etc.)**

	Most of the time	Some of the time	Rarely
(S)			
(T)			

- **Listens and responds appropriately.**

	Most of the time	Some of the time	Rarely
(S)			
(T)			

- **Encourages everyone to work together.**

	Most of the time	Some of the time	Rarely
(S)			
(T)			

Expected Schoolwide Students Outcomes

Name _____ Grade _____ Date _____

INVOLVED CITIZENS

An Involved Citizen is someone who...

- **Is helpful to others.**

Most of the time	Some of the time	Rarely
(S)		
(T)		

- **Cares about the environment.**

Most of the time	Some of the time	Rarely
(S)		
(T)		

- **Makes good choices for themselves and others.**

Most of the time	Some of the time	Rarely
(S)		
(T)		

- **Interacts respectfully with everyone.**

Most of the time	Some of the time	Rarely
(S)		
(T)		

- **Knows how to disagree respectfully.**

Most of the time	Some of the time	Rarely
(S)		
(T)		

Expected Schoolwide Students Outcomes

Name _____ Grade _____ Date _____

SELF-DIRECTED LEARNERS

A Self-Directed Learner is someone who...

- **Completes assigned tasks to the best of their ability.**

Most of the time	Some of the time	Rarely
(S)		
(T)		

- **Knows their strengths and weaknesses and asks for help when needed.**

Most of the time	Some of the time	Rarely
(S)		
(T)		

- **Joins activities to be a “well-rounded” person.**

Most of the time	Some of the time	Rarely
(S)		
(T)		

- **Is willing to try new things academically.**

Most of the time	Some of the time	Rarely
(S)		
(T)		

- **Can prioritize. Makes a plan to get work done.**

Most of the time	Some of the time	Rarely
(S)		
(T)		

Appendix M:: ESSO Posters

ACADEMIC ACHIEVERS

An Academic Achiever is someone who...

- **Keeps improving in all subject areas.**
- **Regularly asks himself/herself, “Am I doing the best I can?
How will I do this better?”**
- **Can work alone as well as with partners or groups.**
- **Can find answers in different places.**
- **Can use technology and the library to complete a project.**

The background features a vibrant, abstract design with a color palette of yellow, orange, pink, and purple. It includes several large, stylized stars of varying sizes and orientations, some with bright white centers. Radiating lines emanate from the top left, creating a sense of light and energy. The overall aesthetic is bright and celebratory.

CRITICAL THINKERS

A Critical Thinker is someone who...

- **Finds ways to solve a problem.**
- **Has a plan for learning new things.**
- **Brings information and skills together to solve a problem.**
- **Is able to solve problems in different ways.**

The background of the page is a vibrant, abstract design. It features a central white space where the text is located. Surrounding this space are various colorful elements: large, multi-pointed stars in shades of yellow, pink, and purple; smaller white stars scattered throughout; and bright, radiating lines that create a sense of energy and light. The overall aesthetic is celebratory and dynamic.

EFFECTIVE COMMUNICATORS

An Effective Communicator is someone who...

- **Is able to share ideas in different ways.**
- **Communicates in a variety of ways (written, oral, visual, technology, media, etc.)**
- **Listens and responds appropriately.**
- **Encourages everyone to work together.**



INVOLVED CITIZENS

An Involved Citizen is someone who...

- **Is helpful to others.**
- **Cares about the environment.**
- **Makes good choices for themselves and others.**
- **Interacts respectfully with everyone.**
- **Knows how to disagree respectfully.**







SELF-DIRECTED LEARNERS

A Self-Directed Learner is someone who...

- **Completes assigned tasks to the best of their ability.**
- **Knows their strengths and weaknesses and asks for help when needed.**
- **Joins activities to be a “well-rounded” person.**
- **Is willing to try new things academically.**
- **Can prioritize. Makes a plan to get work done.**

Appendix N: Gotcha Award for ESSOs

	Name _____ Grade _____ Date _____ Award by _____ Reason: _____	Name _____ Grade _____ Date _____ Award by _____ Reason: _____
	Name _____ Grade _____ Date _____ Award by _____ Reason: _____	Name _____ Grade _____ Date _____ Award by _____ Reason: _____
	Name _____ Grade _____ Date _____ Award by _____ Reason: _____	Name _____ Grade _____ Date _____ Award by _____ Reason: _____
	Name _____ Grade _____ Date _____ Award by _____ Reason: _____	Name _____ Grade _____ Date _____ Award by _____ Reason: _____

Appendix O: Charlotte Danielson's

"Promoting professional learning through: Self assessment, reflection on practice, and professional conversations"

The Framework for Teaching

By Charlotte Danielson

The Danielson Group, <http://charlottedanielson.com/TeachPrep.htm>

The *Framework for Teaching* is a research-based set of components of instruction, aligned to the INTASC standards, and grounded in a constructivist view of learning and teaching. In this framework, the complex activity of teaching is divided into 22 components (and 76 smaller elements) clustered into four domains of teaching responsibility: planning and preparation (Domain 1), classroom environment (Domain 2), instruction (Domain 3), and professional responsibilities (Domain 4). Each component defines a distinct aspect of a domain; two to five elements describe a specific feature of a component. Levels of teaching performance (rubrics) describe each component and provide a roadmap for improvement of teaching. The *Framework* may be used for many purposes, but its full value is realized as the foundation for professional conversations among practitioners as they seek to enhance their skill in the complex task of teaching. The *Framework* may be used as the foundation of a school or district's mentoring, coaching, professional development, and teacher evaluation processes, thus linking all those activities together and helping teachers become more thoughtful practitioners.

The Framework for Teaching: Components of Professional Practice

Domain 1: Planning and Preparation

- Demonstrating Knowledge of Content and Pedagogy
- Demonstrating Knowledge of Students
- Setting Instructional Outcomes
- Demonstrating Knowledge of Resources
- Designing Coherent Instruction
- Designing Student Assessments

Domain 4: Professional Responsibilities

- Reflecting on Teaching
- Maintaining Accurate Records
- Communicating with Families
- Participating in a Professional Community
- Growing and Developing Professionally
- Showing Professionalism

Domain 2: The Classroom Environment

- Creating an Environment of Respect and Rapport
- Establishing a Culture for Learning
- Managing Classroom Procedures
- Managing Student Behavior
- Organizing Physical Space

Domain 3: Instruction

- Communicating with Students
- Using Questioning and Discussion Techniques
- Engaging Students in Learning
- Using Assessment in Instruction
- Demonstrating Flexibility and Responsiveness

Lifelong learning for both educators and students